

2021 Community Impact Report

Society of St. Vincent de Paul

Archdiocese of Galveston-Houston

In 2021, we provided **\$13.2 million** in direct aid to 52,000 people

Food Network

- **\$8 million** in total food distribution
- **14,000** households assisted
- **4.5 million** pounds of food distributed
- **3.1 million** meals provided to families in need
- **21** St. Vincent de Paul food pantries serving our community


Financial Assistance

- **\$1.2 million** in total utility support
- **5,200** households assisted
- **\$224** average utility payment provided to household
- **\$2.5 million** in total rental assistance
- **6,700** households assisted
- **\$371** average rental payment provided per household
- **\$800,000** in total disaster relief support
- **668** households assisted
- **\$1,225** average rental payment provided to household

Volunteer Services

- **3,521,836** worth of volunteer hours (equates to 59 full-time employees)
- **236,900** unreimbursed miles driven across our city to help those in need
- **123,400** hours of service provided by our volunteers (equates to 59 full-time employees)
- **2000** Vincentian volunteers provided hope to our community in need
- **25** full-time employees supporting our volunteers

Thank you
for your
support of
James!



James reached out to the Society after the pandemic affected his employment. He was working 40-45 hours a week, but his employer suddenly cut his hours down to 16.

“I was struggling and needed help so I reached out to the Society and explained my situation. They told me I could pick up some food once a week for as long as I needed to,” shared James.

The volunteers soon learned that James needed rental assistance or else he would lose his home.

“They helped me out once with my rent. The payment went through, which gave me a chance to catch up on other bills and kept me from being evicted.”

James is slowly getting back to normalcy. He now volunteers at the Food Pantry when he is able to.

“I just want to give back as a thank you for what they gave to me.”

2021 Financial Report

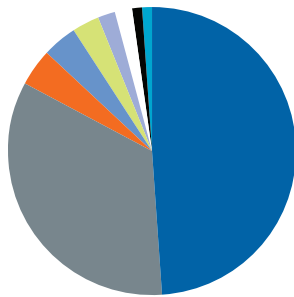
Society of St. Vincent de Paul
Archdiocese of Galveston-Houston

In 2021, the Society of St. Vincent de Paul raised over **\$16.7 million** from a diversified funding base

The largest sources of funds came from individual donors who give generously in financial and in-kind support. The Greater Houston Community Foundation and the City of Houston greatly supported our efforts in helping the community after the winter storm.

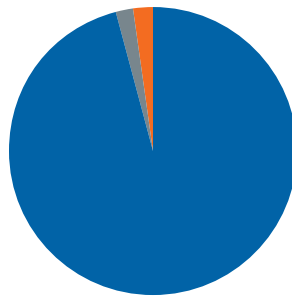
The Society closed the year with two successful events - the 150th Anniversary Gala and being the recipient of the 18th Annual Parsley Golf Tournament.

Sources of Funds:
\$16.7 Million



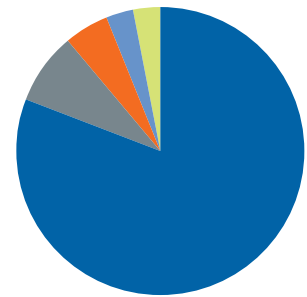
- In-Kind Donations 49%
- Individual Donations 34%
- Store Revenue 4%
- Church and Civic 4%
- Special Events 3%
- Foundations 2%
- PPP Revenue 2%
- Government Grants 1%
- Investment Returns 1%

Organization Expenses:
\$15.6 Million



- Program Services 96%
- Fundraising 2%
- Management and General 2%

Program Expenses:
\$14.9 Million



- Vincentian Services 81%
- Food Network 8%
- Disaster Services 5%
- Thrift Store 3%
- Furniture and Clothing Vouchers 3%